



AMERICAN INSTITUTE
JOSEPH JOHN THOMSON
P.D 01322313
SINCE 1981

Alternative Study Guide

4 year old Room



By:
Preschool Coordination

Address: 12 Ave, Canta Claro N°52-222 Maracaibo - Venezuela.
Telephone: +58 261 7425094 / 7434675
www.institutojjthomson.com

INTRODUCTION.....5
ACTIVITY 16
ACTIVITY 27
ACTIVITY 38
ACTIVITY 49
ACTIVITY 5.....10
ACTIVITY 6.....11
ACTIVITY 7.....12
ACTIVITY 8.....13

Introduction

Dear parents, the following study guide it´s for your children to use in case of sudden or involuntary absence from school. These activities were created with a double purpose: to strengthen your child´s learning and to make you both have a special sharing time!

It´s important to reward your children efforts when doing their homework because meaningful reinforcement motivates them to be confident enough and increase their self-esteem in order to keep growing in excellence.

Señor representante, la presente guía tiene por objeto que su hijo pueda acceder a las temáticas vistas en clases, cuando por motivos ajenos a su voluntad no pueda asistir a la institución. Estas actividades fueron creadas con un doble propósito: reforzar el aprendizaje de su hijo (a), así como también que ambos compartan un momento especial.

Es de suma importancia reconocer el esfuerzo hecho por el niño (a) al momento de finalizar cada actividad, ya que al reforzar positivamente sus logros potenciamos la seguridad en sí mismos y su autoestima, impulsándolo de esta forma a crecer en excelencia.




Activity 1

In English class, we are learning about “Farm Animals” and the sounds they make. Cut out the picture cards and listen to “**Old Mc Donald song**”. Let your child hold up the correct picture as you sing about the animals. Help your child color the pictures and repeat the animal sounds.

To hear the “**Old Mc Donald song**” go here:

<https://www.youtube.com/watch?v=5oYKonYBujg>

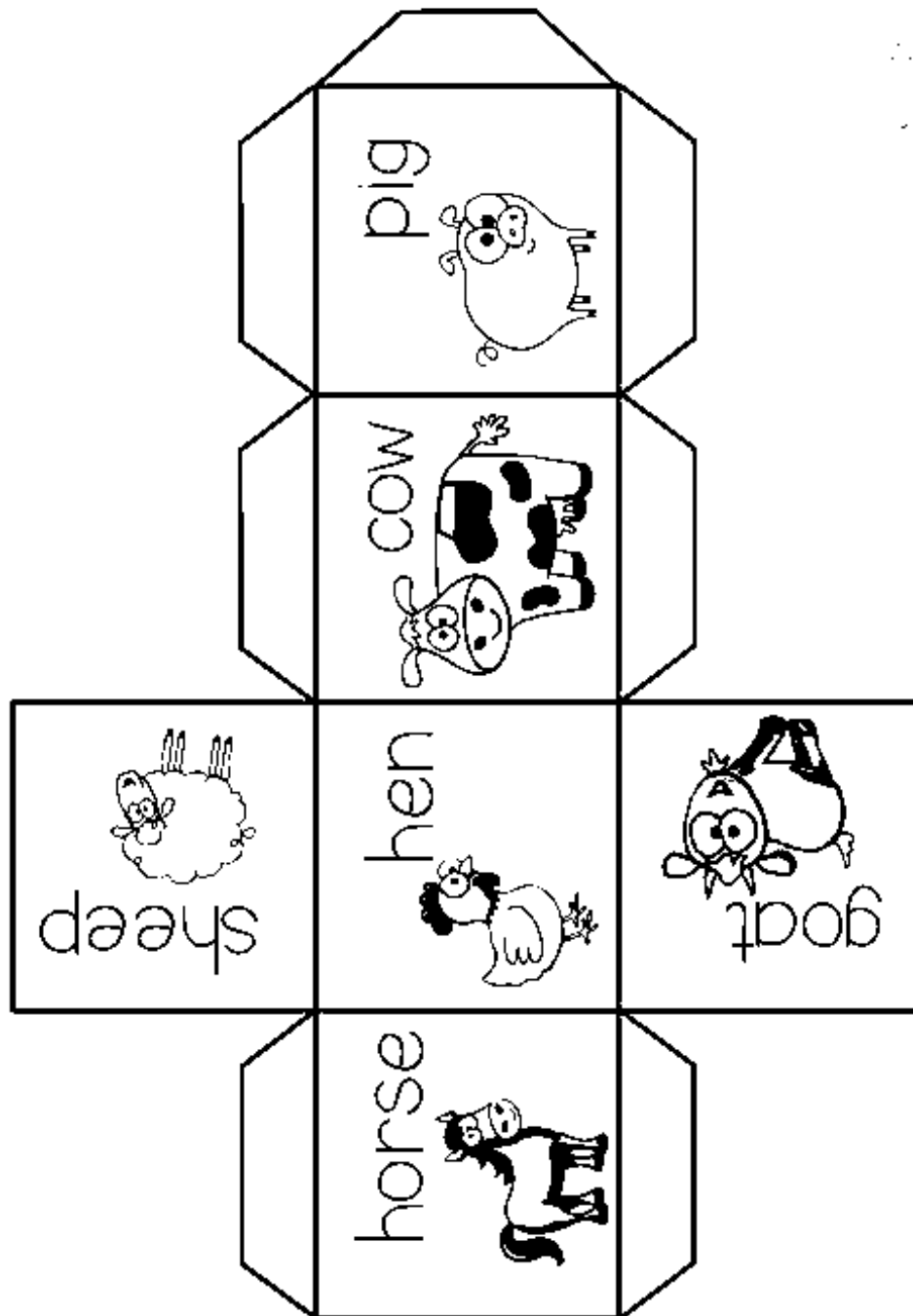


Activity 2



Color and cut; then, fold and paste the dice. Let your child roll it and follow the examples:


Mom /Dad: *What is it? / What colors does it have?*

Child: *it's a cow..., / it has two colors: black and white*


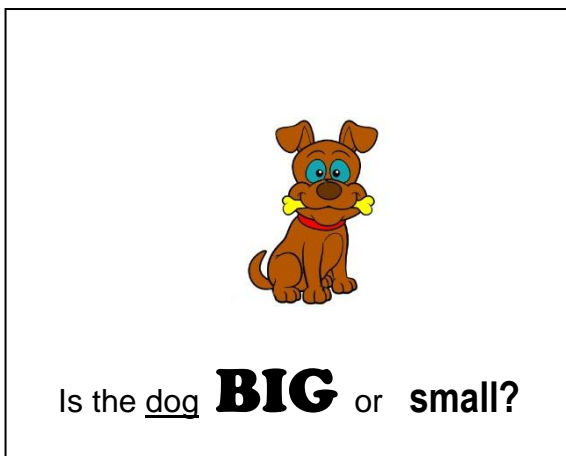


Activity 3. Circle the right option. Then, practice orally.



 The chicken is _____

The horse is _____



 The dog is _____

The pig is _____

Answer the question



What is your *favorite animal*?


My Favorite animal is the

Activity 4. Let's count them all!


Count the animals that you see, and then write the number.




How many cats do you see?




How many hens do you see?



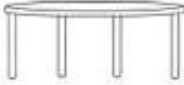















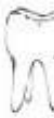



How many ducks do you see?



How many lambs do you see?


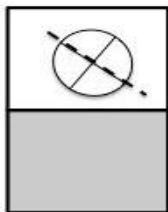
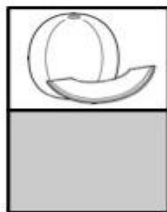


ma				
me				
mi				
mo				
mu				

Activity 5. Color the pictures related to the Spanish phoneme. Ex: “Me” for medusa (color the medusa)

Activity 6. Trace and copy the Spanish phonemes. Then, cut the pictures and paste them into the correct picture. Ex: “Mi” for mitad.
Activity 7. Color the kite according to the color key (numbers)

Ma Me Mi Mo Mu



Elvira Corpán Ruiz

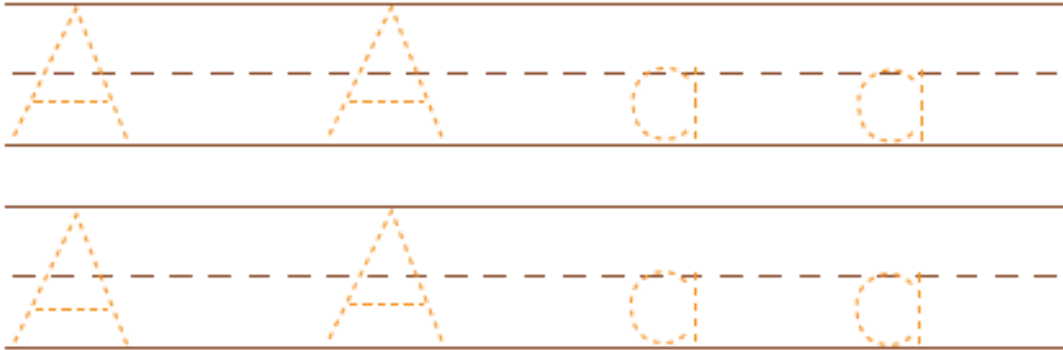
melón, mitad, mapa, mural, humo

ma | me | mi | mo | mu

Reading



Trace the dotted lines on the letter A. Then write your own A next to it! Repeat.



Write the letter a in the space below.



Circle all the letter a's in the words below.

at am
can and
an are

All these objects have the letter a in their name. Circle the a in the name, then color in the object.



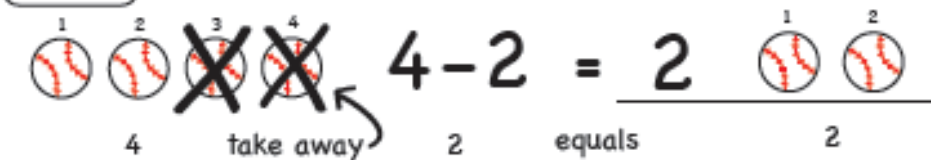
Activity 8. Follow the instructions to practice letter writing

Activity 9. Follow the instructions to practice subtraction

Let's Practice Subtraction!


Count the pictures and subtract.

Example:




The example shows four baseballs numbered 1 to 4. The last two (3 and 4) are crossed out with a large 'X'. An arrow points to the crossed-out balls with the text 'take away'. To the right is the equation $4 - 2 = 2$. Below the numbers are labels: '4' under the first number, '2' under the second, and 'equals' under the third. To the right of the equation are two baseballs numbered 1 and 2, with a '2' below them.


1 2 3 4 5 6 7 8 9 10




$3 - 2 = \underline{\hspace{2cm}}$



$5 - 1 = \underline{\hspace{2cm}}$



$4 - 3 = \underline{\hspace{2cm}}$



$3 - 3 = \underline{\hspace{2cm}}$



$5 - 3 = \underline{\hspace{2cm}}$



$4 - 1 = \underline{\hspace{2cm}}$

Name: _____ 14