





**AMERICAN INSTITUTE
JOSEPH JOHN THOMSON**
P.D 01322313
SINCE 1981

Alternative study guide 3 year old Room



By:
Preschool Coordination

*Address: 12 Ave, Canta Claro N°52-222 Maracaibo - Venezuela.
Telephone: +58 261 7425094 / 7434675
www.institutojjthomson.com*

INDEX

Pág.

<i>Introduction.....</i>	<i>5</i>
<i>Activity 1.....</i>	<i>6</i>
<i>Activity 2. Look at the number. Color the number of animals that show the number.</i>	<i>7</i>
<i>Activity 3. Write the numbers in the right place.....</i>	<i>8</i>
<i>Activity 4. Trace each pattern.....</i>	<i>8</i>
<i>Activity 5. Write the letter e.....</i>	<i>9</i>
<i>Activity 6. Cut and paste pieces of paper on the letter e.....</i>	<i>9</i>
<i>Activity 7. Count and write the correct number in the box.....</i>	<i>10</i>
<i>Activity 8. Match the numbers.....</i>	<i>11</i>

Introduction

Dear parents, the following study guide it's for your children to use in case of sudden or involuntary absence from school. These activities were created with a double purpose: to strengthen your child's learning and to make you both have a special sharing time!

It's important to reward your children efforts when doing their homework because meaningful reinforcement motivates them to be confident enough and increase their self-esteem in order to keep growing in excellence.

Señor representante, la presente guía tiene por objeto que su hijo pueda acceder a las temáticas vistas en clases, cuando por motivos ajenos a su voluntad no pueda asistir a la institución. Estas actividades fueron creadas con un doble propósito: reforzar el aprendizaje de su hijo (a), así como también que ambos compartan un momento especial.

Es de suma importancia reconocer el esfuerzo hecho por el niño (a) al momento de finalizar cada actividad, ya que al reforzar positivamente sus logros potenciamos la seguridad en sí mismos y su autoestima, impulsándolo de esta forma a crecer en excelencia.




Activity 1

In English class, we are learning about Animals and what they can do.






Listen to the song “Animals Sound Song” and sing along with your child. Use a sharpened pencil to hold a paperclip in the center of the board and use it as a spinner. Make a sound (buzz, ribbit, quack, blub).

To listen the “**Animals Sound Song**” go here:

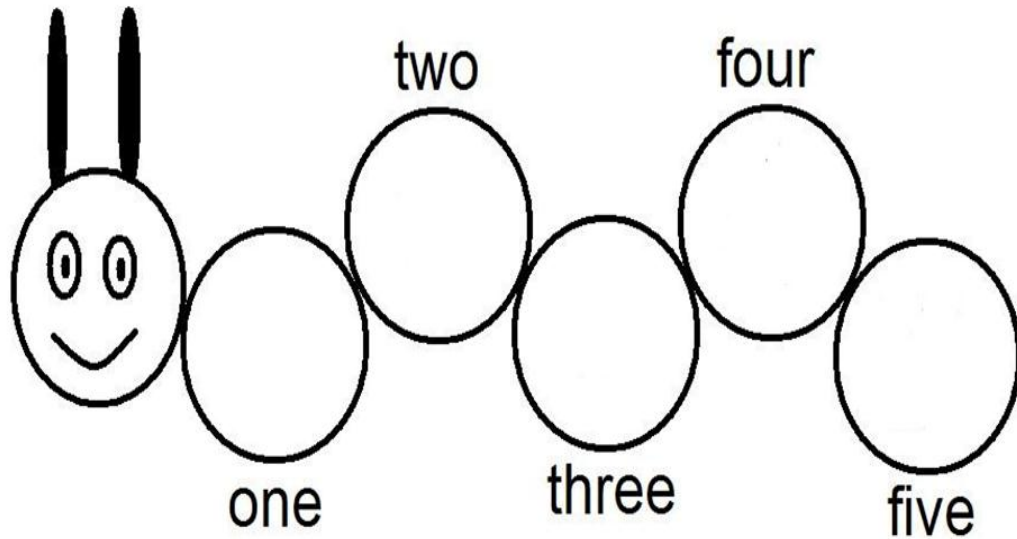
<https://www.youtube.com/watch?v=t99ULJjCsaM>



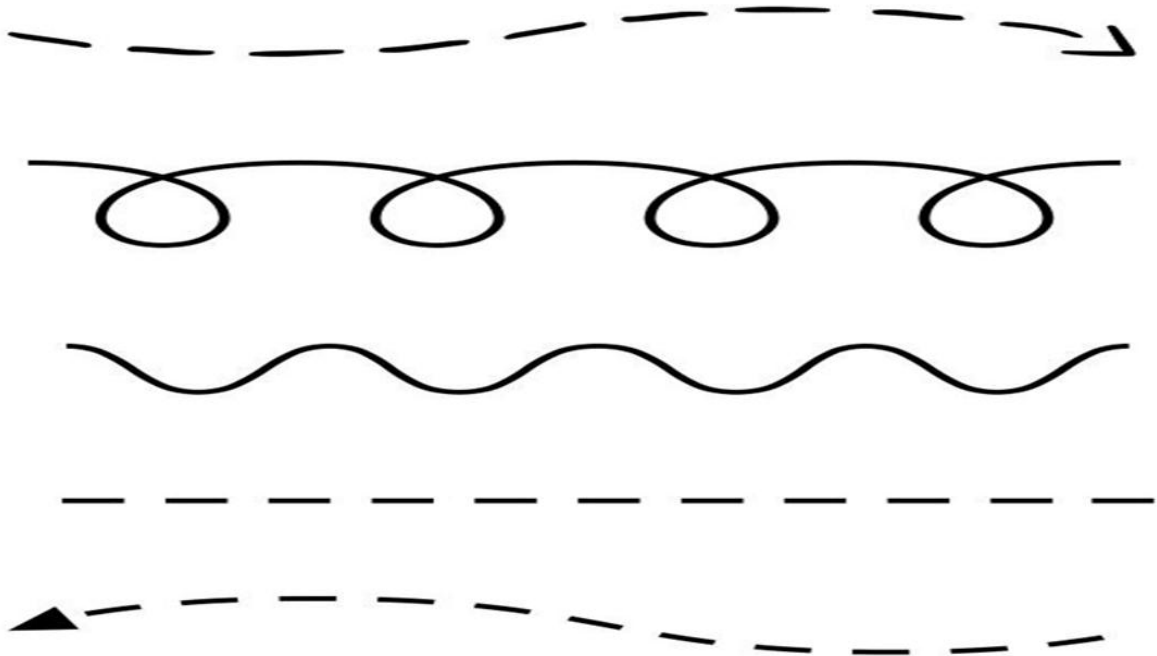
Activity 2. Look at the number. Color the number of animals that show the number.

5	
3	
1	
4	
2	

Activity 3. Write the numbers in the right place.




Activity 4. Trace each pattern.






Activity 5. Write the letter e

	e		e		e
→					
→					

Activity 6. Cut and paste pieces of paper on the letter e



Activity 7. Count and write the correct number in the box



Activity 8. Match the numbers

6

9

7

8

8

7

9

6

5

5

My name is:
