





**AMERICAN INSTITUTE
JOSEPH JOHN THOMSON**
P.D 01322313
SINCE 1981

Alternative Study Guide 2 year old Room




By:
Preschool Coordination

*Address: 12 Ave, Canta Claro N°52-222 Maracaibo - Venezuela.
Telephone: +58 261 7425094 / 7434675
www.institutojjthomson.com*

INDEX

Pág.

INTRODUCTION.....5
ACTIVITY 16
ACTIVITY 27
ACTIVITY 38
ACTIVITY 49
ACTIVITY 5.....10
ACTIVITY 6.....11
ACTIVITY 7.....12
ACTIVITY 8.....13



Introduction

Dear parents, the following study guide it's for your children to use in case of sudden or involuntary absence from school. These activities were created with a double purpose: to strengthen your child's learning and to make you both have a special sharing time!

It's important to reward your children efforts when doing their homework because meaningful reinforcement motivates them to be confident enough and increase their self-esteem in order to keep growing in excellence.

Señor representante, la presente guía tiene por objeto que su hijo pueda acceder a las temáticas vistas en clases, cuando por motivos ajenos a su voluntad no pueda asistir a la institución. Estas actividades fueron creadas con un doble propósito: reforzar el aprendizaje de su hijo (a), así como también que ambos compartan un momento especial.

Es de suma importancia reconocer el esfuerzo hecho por el niño (a) al momento de finalizar cada actividad, ya que al reforzar positivamente sus logros potenciamos la seguridad en sí mismos y su autoestima, impulsándolo de esta forma a crecer en excelencia.



Activity 1: Big or small

In the classroom we are learning about sizes, comparing objects to know if they are big or smaller. This is an item that can be easily practice at home using everything that is around you.


Fill the bigger star with ripped paper.

Click in the next link to listen to “Big and Small Song”, and make your child aware about object sizes.




<https://www.youtube.com/watch?v=XAMtgyiUhlo>







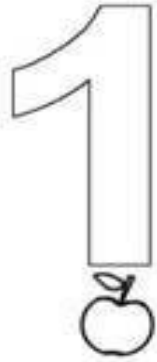
Activity 2: Color the shapes that looks the same as the one shown on the left



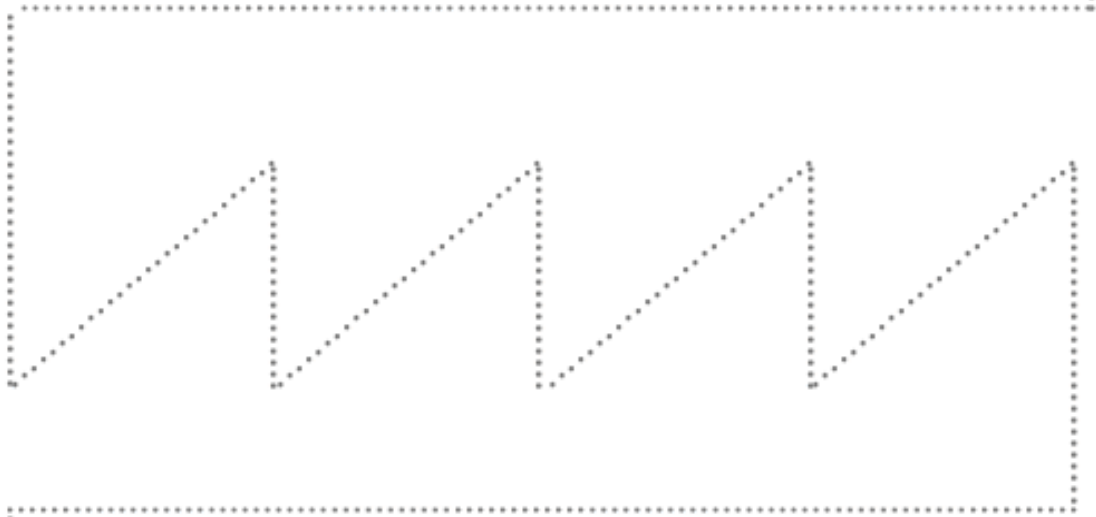
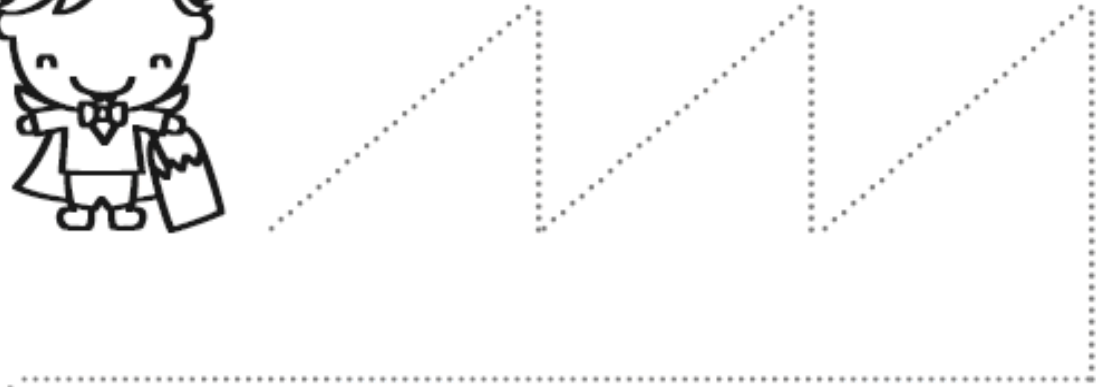
Activity 3: Color the balls that is in the upper side of the line and color the dolls that are in the down side of the line



Activity 4: Count and color the apples



Activity 5: Trace the road to reunite all the friends




Activity 6: Trace and color the vowels


Antonio




Eva



Ivana



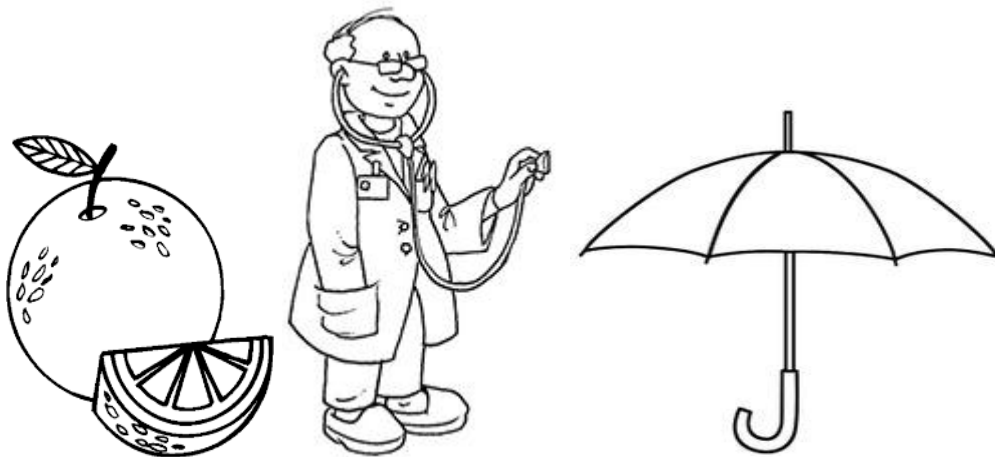


Omar



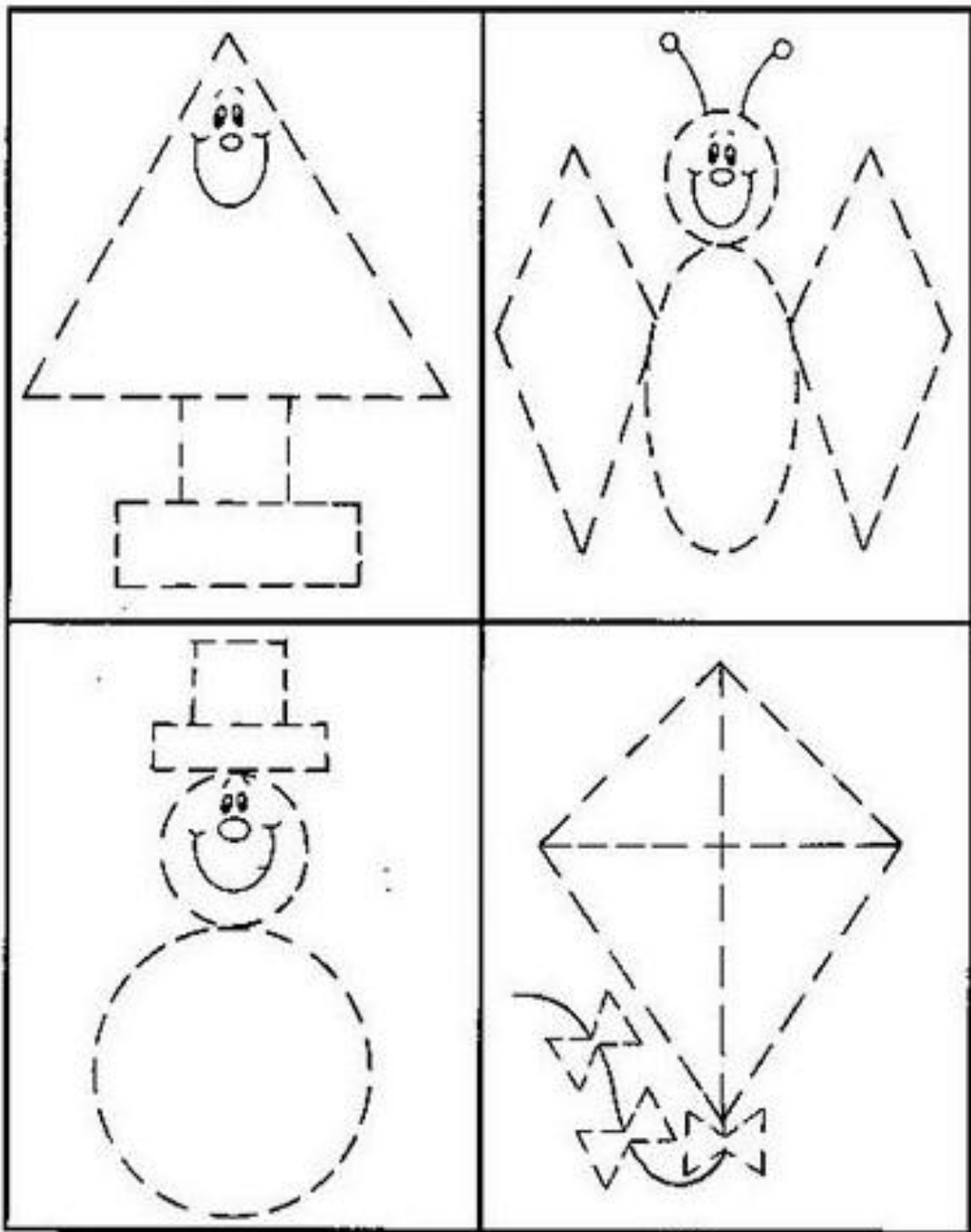
Úrsula



Activity 7: Circle the items that start with a vowel



Activity 8: Trace and color the shapes



My name is:
